

उ०प्र०ग्रामीण आयुर्विज्ञान अनुसंधान संस्थान

सैफई, इटावा- (05688) 276509

U.P. Rural Institute of Medical Sciences & Research

(U.P.)Saifai, Etawah-206301 Phone: (05688) 276509

2

Ref. No. 20/Anaesthesia/RIMS&R/2011-12

Date: 27/5/11


To

Store Purchase Officer
UPRIMS & R
Saifai, Etawah

SUBJECT: Forwarding of specifications for Anaesthesia disposable items

This is to bring your kind attention that the specifications of the following Anaesthesia disposable items are enclosed herewith for your further necessary action.

<u>S. No</u>	<u>Name of the item</u>
01.	Pediatric Epidural Anaesthesia Set
02.	Pediatric Caudal Needle
03.	Epidural Tuohy Cannula
04.	Spinal Needle with Sprotte Tip
05.	Pediatric Spinal Needle with Sprotte Tip
06.	Combined Spinal Epidural Anaesthesia Set
07.	Continuous Epidural Anaesthesia Set
08.	Continuous Spinal Anaesthesia Set with Sprotte Tip Spinal Needle
09.	
10.	Epidural needle for Bariatic patient
11.	Insulated Needle for plexus Anaesthesia
12.	Insulated Plexus Needle for Ultra sound Guided Nerve Block
13.	Insulated Needles for continuous Plexus Anaesthesia

For

27/5/11
Professor & Head
Department of Anaesthesiology
UP RIMS & R Saifai

4. SPECIFICATIONS FOR SPINAL NEEDLE

- Should have Ogive Sprotte Tip with lateral opening for smooth flow of anesthetic
- Should have magnifying hub (25G, 27G, 29G) for quick identification of CSF Flashback.
- Available in following
Sizes 19G, 20G, 21G, 22G, 24G, 25G, 27G, 29 G
Length 70mm, 90mm, 100mm, 120mm, 150 mm

5. SPECIFICATIONS FOR SPINAL NEEDLE FOR PAEDIATRIC


- Should have Ogive Sprotte Tip with lateral opening for smooth flow of anesthetic
- Should provide quick identification of CSF Flashback.
- Available in following
Sizes 22G, 24G, 25G, 27G
Length 35, 50 mm

6. Specifications for Combined Spinal Epidural Anaesthesia Set

- Should have a Tuohy Cannula with metal stylet with back-eye for spinal needle.
- The Spinal needle should have Ogive Sprotte tip and lateral eye in the proximity of the tip.
- Spinal needle should have magnifying hub for quick identification of CSF flashback.
- Tuohy Cannula with stainless steel stylet & detachable wings.
- Catheter with 1 cm graduation upto 20 cm & radiographic contrast strip made up of flexible and rugged nylon material with central opening / close tip & 3 lateral eyes.

CSE Set should consist of

- Tuohy Cannula with backeye and wings. Size 18 G x 90 mm
- Sprotte cannula with magnifying effect and fixation adapter. Size 25G, 27 G x 136 mm
- Catheter with closed tip and three lateral eyes. Size 20G x 90 cm
- Filter 0.2 m
- Tuohy borst adapter
- LOR Syringe


2/15/11
Professor & Head
Dept. of Anaesthesiology
& Critical Care
RIMS & R. Sagar
Bikaner

8. SPECIFICATIONS FOR CONTINUOUS EPIDURAL ANAESTHESIA SET

- Tuohy Cannula with stainless steel stylet & detachable wings.
- Catheter with 1 cm graduation upto 20 cm & radiographic contrast strip made up of flexible and rugged nylon material with central opening / close tip & 3 lateral eyes.

Complete with

- 0.2 μ m flat filter
- Tuohy borst adapter
- 10 ml LOR syringe
- X-Ray contrast catheter guide

Should be available in various sizes

Tuohy cannula	Sizes	Catheter	Sizes
	16 G x 90 cm		19 G x 90 cm
	17 G x 90 mm		19 G x 90 cm
	18 G x 90 mm		20 G x 90 cm

9. Continuous Spinal Anaesthesia Set With Sprotte Tip Spinal Needle


- The Spinal needle should have Ogive Sprotte tip and lateral eye in the proximity of the tip.
- The Spinal needle should have 1 cm graduation with wings.
- Catheter with bullet tip / central opening , radiopaque , steel stylet.

CSA Set should consist of

- Sprotte cannula Size 21G/ 22 G with length 90 mm/103 mm
- Catheter with bullet tip/central opening, radiopaque, steel sty let. Size 25G/27G with length 90 cm
- Filter 0.2 μ m
- Fixation adapter
- 1 ml Luer Syringe

10. SPECIFICATIONS FOR EPIDURAL NEEDLE FOR BARIATRIC PATIENT

- Epidural needle with touhy tip for bariatric patient
- Available in following Sizes 18G x 15 cm, 18G x 20cm & 17G x 15CM



27/5/11
Professor & Head
Dept. of Anaesthesiology
& Critical Care
RIMS & R. Guntur

10. Insulated Needles For Plexus Anesthesia

- Should have precise thin transparent polymer insulation coating (Teflon coating not desirable) for better insulation of the needle and easy insertion.
- The inner lumen should also be insulated polymer coated for better flow of anesthesia.
- Should have clearly visible penetration marking in centimeter on the needle.
- Should be available in following sizes:
 - 24G X 40 mm
 - 22G X 50 mm
 - 22G X 70 mm
 - 22G X 90 mm
 - 20G X 150 mm
 - 22G X 120mm

11. Insulated Plexus Needles for Ultrasound Guided Nerve Block

- Should have precise thin transparent polymer insulation coating (Teflon coating not desirable) for better insulation of the needle and easy insertion.
- The inner lumen should also be insulated polymer coated for better flow of anesthesia.
- Should have cornerstone reflectors for clear visibility under ultrasound monitoring providing precise puncture of the nerve.
- Should have clearly visible penetration marking in centimeter on the needle.
- Should be available in following sizes:
 - 22G X 40 mm
 - 22G X 50 mm
 - 22G X 70 mm
 - 22G X 90 mm
 - 21G X 100 mm
 - 20G X 120 mm


15/11
Professor & Head
Dept. of Anesthesiology
& Critical Care
RIMS & R Sadal
Bikaner

12. Specifications for Continuous Plexus Anesthesia sets

- Thin transparent Polymer coated (Teflon coating not desirable) facet tipped insulated needle of sized 5 cm, 10 cm & 15 cm.
 - The inner lumen should also be insulated polymer coated for better flow of anesthesia.
 - The Needle should have clearly visible penetration marking in centimeter on the needle.
 - Stimulating Gold plated catheter with electrically conductive stylet with 5cm graduation upto 30 cm & radiographic contrast strip made up of flexible and rugged nylon material with lateral opening.
 - Electrically conductive adaptor for connecting to stimulator and syringe
- Complete with
- a) 0.2 μ m flat filter
 - b) Catheter fixation device for exit.
 - c) Injecting tube
 - d) Extension cable (disposable)


28/5/11